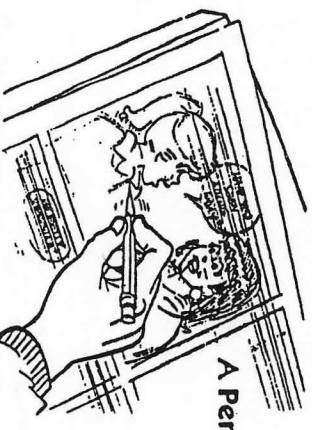


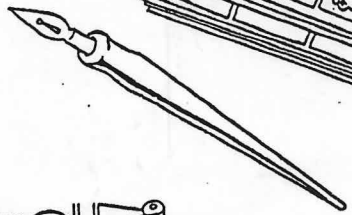


HOW AN Archie Comic Book is MADE



First, a **Writer** submits a **Script** to the **Editor**. This script includes all the dialogue and describes the action for each page of the story.




A **Penciller** then illustrates the stories on 10" x 15" sheets of heavy paper.



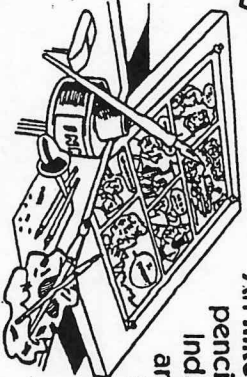
The original black and white artwork and the color guides are used to prepare **Color Separations**, which are then sent to the **Printer** to create the final product — an Archie Comic Book!



The **Colorist** then makes reduced photocopies of the finished black and white art, and using watercolors, colors the copies. These colored copies are called **Color Guides**.



Next, a **Letterer** rules guidelines and carefully inks in all the words, sound effects, balloons and panel borders.



An **Inker** goes over the pencilled artwork using India ink and assorted pens and brushes, a ruler, a t-square, and a triangle.

